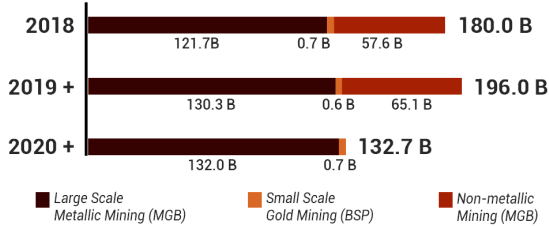




GROSS PRODUCTION VALUE IN MINING

In Billion (PHP)



TAXES, FEES AND ROYALTIES

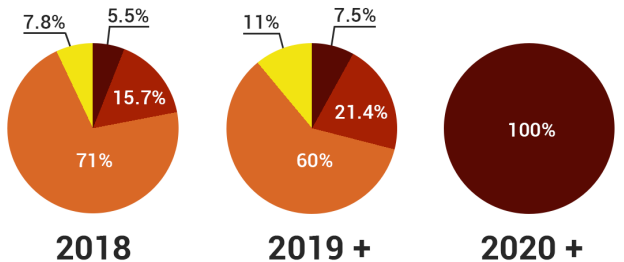
In Million (PHP)



Taxes, Fees and Royalties From Mining

Particulars	2018	2019 +	2020 +
Fees, Charges & Royalties Collected by DENR- MGB	1,730.5	1,911.9	2,150.9
Excise Tax Collected by BIR	4,918.0	5,452.8	NYA
Taxes Collected by Nat'l. Gov't. Agencies	22,228.6	15,288.4	NYA
Taxes, Fees & Charges Collected by LGUs	2,428.9	2,822.3	NYA
TOTAL	31,306.1	25,475.4	2,150.9

Taxes, Fees and Royalties Contribution



GROSS VALUE ADDED (PSA)

In Billion (PHP)



Year	Amount	% of Mining contribution to GDP
2018	103.5	0.6%
2019 +	107.4	0.6%
2020 +	99.5	0.6%

In Mining At Current Prices

In Mining At Constant 2018 Prices

TOTAL EXPORTS (PSA)

In Million (USD)



Year	Amount	% Contribution to Total Exports
2018	4,068	5.9%
2019 +	4,676	6.6%
2020 +	4,928	7.9%

Of Minerals & Mineral Products

Of Non-Met. Mineral Manufacturers

2018	233	0.3%
2019 +	268	0.4%
2020 +	224	0.4%

Employment (PSA)

2018	207,000	0.5%
2019 +	184,000	0.4%
2020 +	184,000	0.5%

Mines and Geosciences Bureau:
Vasra, Diliman, Quezon City, 1128 Metro Manila

OfficialMinesAndGeosciencesBureau @mgb_denr
minesandgeosciencesbureau www.mgb.gov.ph

Source: Mines and Geosciences Bureau

Particulars

Number of Operating Metallic Mines:

	2018	2019	2020
Copper (with gold & silver)	3	3	3
Gold (with silver)	8	10	10
Chromite	3	3	4
Nickel	30	31	30
Iron	4	3	3
TOTAL	48	50	50

Number of Processing Plant/Smelter:

	2018	2019	2020
Copper Smelter (PASAR)	1	1	1
Gold Processing Plant (Masbate Gold & Co-O Gold)	2	2	2
Nickel Processing Plant (Coral Bay & Taganito HPAL)	2	2	2
TOTAL	5	5	5

Number of Approved And Registered (As of Current Yr.)

	2018	2019	2020
MPSA	302	300	309
FTAA	5	5	5
EP	15	15	13
IP/ISAG	109	133	176
MPP	40	64	82
Minahang Bayan			31
Special Mines Permit	0	0	0
Special Mineral Extraction Permit			3
Mining Patents	223	223	223
TOTAL	694	740	842

Number of Applications Under Process (As of Current Yr.)

	2018	2019	2020
MPSA	347	350	323
FTAA	36	38	31
EP	610	662	574
IP/ISAG	219	291	297
MPP	69	75	56
Minahang Bayan			33
Special Mines Permit	2	2	-
Special Mineral Extraction Permit			2
TOTAL	1,283	1,418	1,316

Note:

Gross Production value refers to the total value or gross output of mineral extracted during the reporting period as defined in Chapter I, Section 5(ar) of the DAO 2010-21 of the Philippine Mining Act of 1995 (under the term "Gross Output")

Gross Value Added (GVA) - measures the contribution of a particular sector to the country's GDP; computed by subtracting the cost of production inputs from the gross output of a particular industry. Total GVA does not include crude oil and coal.

+Preliminary; nya - not yet available

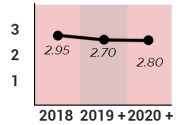
AVERAGE

WORLD PRICES

In USD (\$)

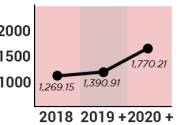


Copper (LME)



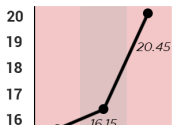
Unit: Price/lb

Gold (BSP)



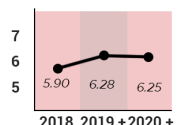
Unit: Price/oz

Silver (BSP)



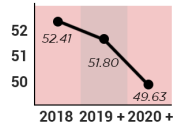
Unit: Price/oz

Nickel (LME)



Unit: Price/lb

Exchange Rate: Peso to US Dollar (BSP)



Unit: Price/oz