


SUMMARY REPORT OF DISBURSEMENTS
For the month of October 2018


DEPARTMENT : DEPARTMENT OF ENVIRONMENT AND NATURAL RESOURCES
 AGENCY/OPERATING UNIT : MINES AND GEOSCIENCES BUREAU
 Region/Province/City : Regional Office No. V, Rawis, Legazpi City
 Fund : 01 1 01 101


PARTICULARS	CURRENT YEAR BUDGET					PRIOR YEAR'S BUDGET											Sub-Total	TRUST LIABILITIES				GRAND TOTAL					Remarks	
	PS	MOOE	Fin. Exp.	CO	TOTAL	PRIOR YEAR'S ACCOUNTS PAYABLE					CURRENT YEAR'S ACCOUNTS PAYABLE					TOTAL		PS	MOOE	CO	TOTAL	PS	MOOE	Fin. Exp.	CO	TOTAL		
						PS	MOOE	Fin. Exp.	CO	Sub-Total	PS	MOOE	Fin. Exp.	CO	Sub-Total													
1	2	3	4	5	6=(2+3+4+5)	7	8	9	10	11=(7+8+9+10)	12	13	14	15	16=(12+13+14+15)	17=(11+16)	18=(6+17)	19	20	21	22=(19+20+21)	23	24	25	26	27=(23+24+25+26)	(9)	
Notice of Cash Allocation																												
MDS Checks Issued	14,100.00	7,873.61	-		21,973.61					-					-		21,973.61	-	-	-	-	14,100.00	7,873.61	-	-	21,973.61		
Advice to Debit Account	2,320,438.56	2,497,953.34			4,818,391.90		116,041.02			116,041.02					-		4,934,432.92					2,320,438.56	2,613,994.36			4,934,432.92		
Working Fund (NCA issued to BTr)																												
Tax Remittance Advice Issued (TRA)	166,563.55	54,881.30	-		221,444.85		6,828.98			6,828.98					-		228,273.83					166,563.55	61,710.28			228,273.83		
Cash Disbursement Ceiling (CDC)																												
Non-Cash Availment Authority (NCAA)																												
Others (CDT, BTr Docs Stamp, etc.)																												
TOTAL	2,501,102.11	2,560,708.25	-	-	5,061,810.36	-	122,870.00	-	-	122,870.00	-	-	-	-	-	122,870.00	5,184,680.36	-	-	-	-	2,501,102.11	2,683,578.25	-	-	5,184,680.36		

Summary:	Previous Report	This Month (October)	As of Date	Total Disbursements Program	Previous Report	This Month (October)	As of Date
Total Disbursement Authorities Received				45,931,528.92	45,931,528.92	6,531,834.83	52,463,363.75
NCA	43,808,424.00	6,303,561.00	50,111,985.00	Less: Actual Disbursements	45,931,171.39	5,184,680.36	51,115,851.75
Working Fund				(Over)/ Under spending	357.53	1,347,154.47	1,347,512.00
TRA	2,123,104.92	228,273.83	2,351,378.75				
CDC							
NCAA							
Others (CDT, BTr Docs Stamp, etc.)							
Less: Notice of Transfer Allocations (NTA)							
Total Disbursements Authorities Available	45,931,528.92	6,531,834.83	52,463,363.75				
Less: Lapsed NCA (every end of the quarter)	357.53		357.53				
Disbursements*	45,931,171.39	5,184,680.36	51,115,851.75				
Balance of Disbursements Authorities as of date	-	1,347,154.47	1,347,154.47				

* Including TRA

Prepared by:

 SHALA MAE R. SIETARIA
 Accountant
 Date: 10/31/2018

Noted/Certified Correct:

 DANIEL S. SOMBANON
 Chief Administrative Officer
 Date: 10/31/2018

APPROVED:

 GUILLERMO A. MOLINA, JR. IV
 OIC, Office of the Regional Director
 Date: 10/31/2018