

STATEMENT OF APPROPRIATIONS, ALLOTMENT, OBLIGATIONS, DISBURSEMENTS AND BALANCES
As of March 31, 2019

FAR No. 1

Department : Environment and Natural Resources
Agency : Mines and Geosciences Bureau
Operating Unit :
Organization Code : 10 003 03 00000
Funding Source : ALL FUNDS

Current Year Appropriations
 Supplemental Appropriations
 Continuing Appropriations

Particulars	UACS CODE	Appropriations		Allotments		Current Year Obligations		Current Year Disbursements		Balances			
		Authorized Appropriation	Adjusted Appropriation	Allotments Received	Adjusted Total Allotments	1st Quarter Ending March 31	Total	1st Quarter Ending March 31	Total	Unreleased Appropriation	Unobligated Allotment	Due and Demandable	Not Yet Due and Demandable
FY 2019 CURRENT YEAR													
A. Agency Specific Budget	1 01 101												
A.01 GENERAL ADMINISTRATION AND SUPPORT SERVICES	1000001000000000	15,185,000.00	15,185,000.00	15,185,000.00	15,185,000.00	2,816,931.21	2,816,931.21	2,749,783.71	2,749,783.71	-	12,368,068.79	-	67,147.50
A.01.a General Management and Supervision	100000100001000												
General Administration and Supervision	100000100001000	15,185,000.00	15,185,000.00	15,185,000.00	15,185,000.00	2,816,931.21	2,816,931.21	2,749,783.71	2,749,783.71	-	12,368,068.79	-	67,147.50
PS		12,230,000.00	12,230,000.00	12,230,000.00	12,230,000.00	2,044,563.86	2,044,563.86	2,034,563.86	2,034,563.86	-	10,185,436.14	-	10,000.00
MOOE		2,955,000.00	2,955,000.00	2,955,000.00	2,955,000.00	772,367.35	772,367.35	715,219.85	715,219.85	-	2,182,632.65	-	57,147.50
CO		-	-	-	-	-	-	-	-	-	-	-	-
A.01.b Human Resource Development	100000100002000	-	-	-	-	-	-	-	-	-	-	-	-
Human Resource Development Service	100000100002000	-	-	-	-	-	-	-	-	-	-	-	-
A.01.C Administration of Personnel Benefits	100000100003000	-	-	-	-	-	-	-	-	-	-	-	-
PS- Terminal Leave Benefits-Civilian	100000100003000	-	-	-	-	-	-	-	-	-	-	-	-
A.02 SUPPORT TO OPERATIONS	2000000000000000	878,000.00	878,000.00	878,000.00	878,000.00	160,159.53	160,159.53	160,159.53	160,159.53	-	717,840.47	-	-
A.02.a a. Planning and Policy Formulation	200000100001000												
PS		508,000.00	508,000.00	508,000.00	508,000.00	101,395.77	101,395.77	101,395.77	101,395.77	-	406,604.23	-	-
MOOE		370,000.00	370,000.00	370,000.00	370,000.00	58,763.76	58,763.76	58,763.76	58,763.76	-	311,236.24	-	-
CO		-	-	-	-	-	-	-	-	-	-	-	-
A.02.b b. Mineral Economics, Information and Publication	200000100002000	-	-	-	-	-	-	-	-	-	-	-	-
A.02.c c. Research and Development	200000100003000	-	-	-	-	-	-	-	-	-	-	-	-
A.03 OPERATIONS	3000000000000000	38,832,000.00	38,832,000.00	38,832,000.00	38,832,000.00	8,469,238.55	8,469,238.55	8,119,252.30	8,119,252.30	-	30,362,761.45	-	349,986.25
001 NATURAL RESOURCES SUSTAINABLY MANAGED	3100000000000000	19,702,000.00	19,702,000.00	19,702,000.00	19,702,000.00	4,040,261.90	4,040,261.90	3,984,414.90	3,984,414.90	-	15,661,738.10	-	55,847.00
A.03.A MINERAL REGULATION SERVICES	310100100001000												
PS		13,770,000.00	13,770,000.00	13,770,000.00	13,770,000.00	2,694,411.60	2,694,411.60	2,684,411.50	2,684,411.50	-	11,075,588.40	-	10,000.00
MOOE		1,912,000.00	1,912,000.00	1,912,000.00	1,912,000.00	596,983.85	596,983.85	551,136.85	551,136.85	-	1,315,016.15	-	45,847.00
CO		-	-	-	-	-	-	-	-	-	-	-	-
A.03.B Mineral Resources Service	310200100001000												
PS		3,741,000.00	3,741,000.00	3,741,000.00	3,741,000.00	735,381.45	735,381.45	735,381.45	735,381.45	-	3,005,618.55	-	-
MOOE		279,000.00	279,000.00	279,000.00	279,000.00	13,485.00	13,485.00	13,485.00	13,485.00	-	265,515.00	-	-
CO		-	-	-	-	-	-	-	-	-	-	-	-
002 GEOLOGICAL RISK REDUCTION AND RESILIENCY PROGRAM	3203000000000000	19,130,000.00	19,130,000.00	19,130,000.00	19,130,000.00	4,428,976.65	4,428,976.65	4,134,837.40	4,134,837.40	-	14,701,023.35	-	294,139.25
A.03.C GEOLOGICAL ASSESSMENT FOR RISK REDUCTION	320300100001000												
PS		4,494,000.00	4,494,000.00	4,494,000.00	4,494,000.00	886,503.06	886,503.06	876,503.06	876,503.06	-	3,607,496.94	-	10,000.00
MOOE		14,636,000.00	14,636,000.00	14,636,000.00	14,636,000.00	3,542,473.59	3,542,473.59	3,258,334.34	3,258,334.34	-	11,093,526.41	-	284,139.25
CO		-	-	-	-	-	-	-	-	-	-	-	-
Sub-Total, Agency Specific Budget		54,895,000.00	54,895,000.00	54,895,000.00	54,895,000.00	11,446,329.29	11,446,329.29	11,029,195.54	11,029,195.54	-	43,448,670.71	-	417,133.75
PS		34,743,000.00	34,743,000.00	34,743,000.00	34,743,000.00	6,462,255.74	6,462,255.74	6,432,255.74	6,432,255.74	-	28,280,744.26	-	30,000.00
MOOE		20,152,000.00	20,152,000.00	20,152,000.00	20,152,000.00	4,984,073.55	4,984,073.55	4,596,939.80	4,596,939.80	-	15,167,926.45	-	387,133.75
CO		-	-	-	-	-	-	-	-	-	-	-	-
B. Automatic Appropriation													
Retirement and Life Insurance Premium	1 04 102	3,150,000.00	3,150,000.00	3,150,000.00	3,150,000.00	716,705.45	716,705.45	716,705.45	716,705.45	-	2,433,294.55	-	-
A.01 GENERAL ADMINISTRATION AND SUPPORT SERVICES													
A.01.a General Management and Supervision		1,022,000.00	1,022,000.00	1,022,000.00	1,022,000.00	224,687.69	224,687.69	224,687.69	224,687.69	-	797,312.31	-	-
A.02 SUPPORT TO OPERATION													
A.02.a Planning and Policy Formulation		47,000.00	47,000.00	47,000.00	47,000.00	11,221.20	11,221.20	11,221.20	11,221.20	-	35,778.80	-	-

STATEMENT OF APPROPRIATIONS, ALLOTMENT, OBLIGATIONS, DISBURSEMENTS AND BALANCES
As of March 31, 2019

FAR No. 1

Department : Environment and Natural Resources
Agency : Mines and Geosciences Bureau
Operating Unit :
Organization Code : 10 003 03 00000
Funding Source : ALL FUNDS

Current Year Appropriations
 Supplemental Appropriations
 Continuing Appropriations


Particulars	UACS CODE	Appropriations		Allotments		Current Year Obligations		Current Year Disbursements		Balances			
		Authorized Appropriation	Adjusted Appropriation	Allotments Received	Adjusted Total Allotments	1st Quarter Ending March 31	Total	1st Quarter Ending March 31	Total	Unreleased Appropriation	Unobligated Allotment	Due and Demandable	Not Yet Due and Demandable
A.03 OPERATIONS													
A.03.a MINERAL REGULATION SERVICES		1,307,000.00	1,307,000.00	1,307,000.00	1,307,000.00	301,281.48	301,281.48	301,281.48	301,281.48	-	1,005,718.52	-	-
A.03.b MINERAL RESOURCES DEVELOPMENT		355,000.00	355,000.00	355,000.00	355,000.00	82,552.68	82,552.68	82,552.68	82,552.68	-	272,447.32	-	-
A.03.c GEOLOGICAL RISK REDUCTION AND RESILIENCY PROGRAM		419,000.00	419,000.00	419,000.00	419,000.00	96,962.40	96,962.40	96,962.40	96,962.40	-	322,037.60	-	-
National Mineral Reservation Program	03 1 04 338	-	-	-	-	-	-	-	-	-	-	-	-
MOOE		-	-	-	-	-	-	-	-	-	-	-	-
CO		-	-	-	-	-	-	-	-	-	-	-	-
Sub-Total, Automatic Appropriations		3,150,000.00	3,150,000.00	3,150,000.00	3,150,000.00	716,705.45	716,705.45	716,705.45	716,705.45	-	2,433,294.55	-	-
PS		3,150,000.00	3,150,000.00	3,150,000.00	3,150,000.00	716,705.45	716,705.45	716,705.45	716,705.45	-	-	-	-
MOOE		-	-	-	-	-	-	-	-	-	-	-	-
CO		-	-	-	-	-	-	-	-	-	-	-	-
C. Special Purpose Fund (Other Releases)													
Miscellaneous Personnel Benefit Fund	1 04 406												
MPBF - Magna Carta - GASS (A.01.A)		-	-	-	-	-	-	-	-	-	-	-	-
Others													
Productivity Based Bonus		-	-	-	-	-	-	-	-	-	-	-	-
Pension and Gratuity Fund/Retirement Benefits Fund	1 04 407												
Terminal Leave Benefits - Civilian		-	-	-	-	-	-	-	-	-	-	-	-
Retirement Gratuity		-	-	-	-	-	-	-	-	-	-	-	-
Sub-Total, Special Purpose Fund (Other Releases)		-	-	-	-	-	-	-	-	-	-	-	-
PS		-	-	-	-	-	-	-	-	-	-	-	-
Total, Current Appropriations		58,045,000.00	58,045,000.00	58,045,000.00	58,045,000.00	12,163,034.74	12,163,034.74	11,745,900.99	11,745,900.99	-	45,881,965.26	-	417,133.75
PS		37,893,000.00	37,893,000.00	37,893,000.00	37,893,000.00	7,178,961.19	7,178,961.19	7,148,961.19	7,148,961.19	-	30,714,038.81	-	30,000.00
MOOE		20,152,000.00	20,152,000.00	20,152,000.00	20,152,000.00	4,984,073.55	4,984,073.55	4,596,939.80	4,596,939.80	-	15,167,926.45	-	387,133.75
CO		-	-	-	-	-	-	-	-	-	-	-	-
FY 2019 CONTINUING APPROPRIATION:	1 01 101												
A. GENERAL ADMINISTRATION AND SUPPORT SERVICES	1000000000000000	4,792.27	4,792.27	4,792.27	4,792.27	4,623.46	4,623.46	4,623.46	4,623.46	-	168.81	-	-
A.01.a General Management and Supervision	100000100001000												
General Administration and Supervision	100000100001000	4,792.27	4,792.27	4,792.27	4,792.27	4,623.46	4,623.46	4,623.46	4,623.46	-	168.81	-	-
PS		-	-	-	-	-	-	-	-	-	-	-	-
MOOE		4,792.27	4,792.27	4,792.27	4,792.27	4,623.46	4,623.46	4,623.46	4,623.46	-	168.81	-	-
CO		-	-	-	-	-	-	-	-	-	-	-	-
A.01.b Human Resource Development	100000100002000	-	-	-	-	-	-	-	-	-	-	-	-
A.01.C Administration of Personnel Benefits	100000100003000	-	-	-	-	-	-	-	-	-	-	-	-
A.02 SUPPORT TO OPERATIONS	200000000000000	7,146.00	7,146.00	7,146.00	7,146.00	-	-	-	-	-	7,146.00	-	-
A.02.a a. Planning and Policy Formulation	200000100001000												
PS		-	-	-	-	-	-	-	-	-	-	-	-
MOOE		7,146.00	7,146.00	7,146.00	7,146.00	-	-	-	-	-	7,146.00	-	-
CO		-	-	-	-	-	-	-	-	-	-	-	-
A.03 OPERATIONS	300000000000000	42,354.21	42,354.21	42,354.21	42,354.21	14,218.26	14,218.26	13,318.26	13,318.26	-	28,135.95	-	900.00
001 NATURAL RESOURCES SUSTAINABLY MANAGED	310000000000000	21,612.52	21,612.52	21,612.52	21,612.52	6,358.26	6,358.26	6,358.26	6,358.26	-	15,254.26	-	-
A.03.A MINERAL REGULATION SERVICES	310100100001000												
PS		-	-	-	-	-	-	-	-	-	-	-	-

STATEMENT OF APPROPRIATIONS, ALLOTMENT, OBLIGATIONS, DISBURSEMENTS AND BALANCES
As of March 31, 2019


Department : Environment and Natural Resources
Agency : Mines and Geosciences Bureau
Operating Unit :
Organization : 10 003 03 00000
Funding Source : ALL FUNDS


Current Year Appropriations
 Supplemental Appropriations
 Continuing Appropriations

Particulars	UACS CODE	Appropriations		Allotments		Current Year Obligations		Current Year Disbursements		Balances				
		Authorized Appropriation	Adjusted Appropriation	Allotments Received	Adjusted Total Allotments	1st Quarter Ending March 31	Total	1st Quarter Ending March 31	Total	Unreleased Appropriation	Unobligated Allotment	Due and Demandable	Not Yet Due and Demandable	
MOOE		3,106.47	3,106.47	3,106.47	3,106.47	-	-	-	-	-	-	3,106.47	-	-
CO		-	-	-	-	-	-	-	-	-	-	-	-	-
A.03.B Mineral Resources Service	310200100001000	-	-	-	-	-	-	-	-	-	-	-	-	-
PS		-	-	-	-	-	-	-	-	-	-	-	-	-
MOOE		18,506.05	18,506.05	18,506.05	18,506.05	6,358.26	6,358.26	6,358.26	6,358.26	-	-	12,147.79	-	-
CO		-	-	-	-	-	-	-	-	-	-	-	-	-
002 GEOLOGICAL RISK REDUCTION AND RESILIENCY PROGRAM	320300000000000	20,741.69	20,741.69	20,741.69	20,741.69	7,860.00	7,860.00	6,960.00	6,960.00	-	-	12,881.69	-	500.00
A.03.C GEOLOGICAL ASSESSMENT FOR RISK REDUCTION	320300100001000	-	-	-	-	-	-	-	-	-	-	-	-	-
PS		-	-	-	-	-	-	-	-	-	-	-	-	-
MOOE		20,741.69	20,741.69	20,741.69	20,741.69	7,860.00	7,860.00	6,960.00	6,960.00	-	-	12,881.69	-	500.00
CO		-	-	-	-	-	-	-	-	-	-	-	-	-
Sub-Total, Agency Specific Budget		54,292.48	54,292.48	54,292.48	54,292.48	18,841.72	18,841.72	17,941.72	17,941.72	-	-	35,450.76	-	500.00
PS		-	-	-	-	-	-	-	-	-	-	-	-	-
MOOE		54,292.48	54,292.48	54,292.48	54,292.48	18,841.72	18,841.72	17,941.72	17,941.72	-	-	35,450.76	-	500.00
CO		-	-	-	-	-	-	-	-	-	-	-	-	-
GRAND TOTAL		58,099,292.48	58,099,292.48	58,099,292.48	58,099,292.48	12,181,876.46	12,181,876.46	11,763,842.71	11,763,842.71	-	-	45,917,416.02	-	418,033.75
PS		37,893,000.00	37,893,000.00	37,893,000.00	37,893,000.00	7,178,961.19	7,178,961.19	7,148,961.19	7,148,961.19	-	-	30,714,038.81	-	30,000.00
MOOE		20,206,292.48	20,206,292.48	20,206,292.48	20,206,292.48	5,002,915.27	5,002,915.27	4,614,881.52	4,614,881.52	-	-	15,203,377.21	-	388,033.75
CO		-	-	-	-	-	-	-	-	-	-	-	-	-
Recapitulation by MFO:		38,832,000.00	38,832,000.00	38,832,000.00	38,832,000.00	8,469,238.55	8,469,238.55	8,119,252.30	8,119,252.30	-	-	30,362,761.45	-	349,986.25
001 - NATURAL RESOURCES SUSTAINABLY MANAGED		19,702,000.00	19,702,000.00	19,702,000.00	19,702,000.00	4,040,261.90	4,040,261.90	3,984,414.90	3,984,414.90	-	-	15,661,738.10	-	55,847.00
002 - GEOLOGICAL RISK REDUCTION AND RESILIENCY PROGRAM		19,130,000.00	19,130,000.00	19,130,000.00	19,130,000.00	4,428,976.65	4,428,976.65	4,134,837.40	4,134,837.40	-	-	14,701,023.35	-	294,139.25
OF WHICH:														
Major Programs/Projects														
KRA No. 5 Integrity of the Environment and Climate														
Change Mitigation and Adaption														
A.03 Geosciences Development Services	3 01 02 000	8,723,000.00	8,723,000.00	8,723,000.00	8,723,000.00	2,779,790.94	2,779,790.94	2,567,615.94	2,567,615.94	-	-	5,943,209.06	-	212,175.00
MOOE		8,723,000.00	8,723,000.00	8,723,000.00	8,723,000.00	2,779,790.94	2,779,790.94	2,567,615.94	2,567,615.94	-	-	5,943,209.06	-	212,175.00
CO		-	-	-	-	-	-	-	-	-	-	-	-	-
Geohazard Assessment & Mapping Program	3 01 02 001	-	-	-	-	-	-	-	-	-	-	-	-	-
Land		8,723,000.00	8,723,000.00	8,723,000.00	8,723,000.00	2,779,790.94	2,779,790.94	2,567,615.94	2,567,615.94	-	-	5,943,209.06	-	212,175.00
MOOE		8,723,000.00	8,723,000.00	8,723,000.00	8,723,000.00	2,779,790.94	2,779,790.94	2,567,615.94	2,567,615.94	-	-	5,943,209.06	-	212,175.00
CO		-	-	-	-	-	-	-	-	-	-	-	-	-
Coastal	3 01 02 003	-	-	-	-	-	-	-	-	-	-	-	-	-
MOOE		-	-	-	-	-	-	-	-	-	-	-	-	-
CO		-	-	-	-	-	-	-	-	-	-	-	-	-

Prepared by: 
AILENE V. ANDES
Budget Officer

Certified Correct: 
SHALA MAE R. SELETARIA
Accountant III

Recommending Approval: 
DANIEL S. SOMBANON
Chief, Finance & Administrative Division

Approved by: 
GUILLERMO A. MOLINA, JR. IV
OIC, Office of the Regional Director