

QUARTERLY PHYSICAL REPORT OF OPERATION


As of June 30, 2021


Department : Department of Environment and Natural Resources (DENR)  
 Agency : Mines and Geosciences Bureau  
 Operating Unit : Regional Office - V  
 Organization Code (UACS) : 10 003 0300005


| Particulars   | UACS CODE       | Physical Target (Budget Year) |             |             |             |                          | Physical Accomplishment (Budget Year) |             |             |             |       | Variance | Remarks   |
|---|-----------------|-------------------------------|-------------|-------------|-------------|--------------------------|---------------------------------------|-------------|-------------|-------------|-------|----------|---|
|   |                 | 1st Quarter                   | 2nd Quarter | 3rd Quarter | 4th Quarter | Total                    | 1st Quarter                           | 2nd Quarter | 3rd Quarter | 4th Quarter | Total |          |   |
| 1   | 2               | 3                             | 4           | 5           | 6           | 7                        | 8                                     | 9           | 10          | 11          | 12    | 13       | 14  |
| <b>MINERAL RESOURCES ENFORCEMENT AND REGULATORY</b>   | 310100000000000 |                               |             |             |             |                          |                                       |             |             |             |       |          |   |
| OO : Natural Resources Sustainably Managed  |                 |                               |             |             |             |                          |                                       |             |             |             |       |          |   |
| Outcome Indicators  |                 |                               |             |             |             |                          |                                       |             |             |             |       |          |   |
| 1. Percentage increase in the revenues of government from mineral resources development   |                 |                               |             |             |             |                          |                                       |             |             |             |       |          |   |
| 2. Percentage of monitored mining permits/contracts complying with laws, rules and regulations  |                 |                               |             |             | 75%         | 75%                      |                                       |             |             |             | 0.00% |          |   |
| Output Indicators   |                 |                               |             |             |             |                          |                                       |             |             |             |       |          |   |
| 1. Mining applications (including other mining rights related applications) approved/ denied/endorsed within the prescribed period                                    |                 | 86                            | 87          | 92          | 71          | 336                      | 122                                   | 101         |             |             | 223   | 50       | Exceedance in the target was due to receipt of numerous applications for OTP.   |
| 2. Number of mining permits/contracts monitored   |                 | 19                            | 15          | 19          | 15          | 68                       | 38                                    | 30          |             |             | 68    | 34       | Monitoring was undertaken through off site validation for operating and non-operating mines due to travel restrictions. |
| <b>MINERAL RESOURCES AND GEOSCIENCES DEVELOPMENT</b>  | 310200000000000 |                               |             |             |             |                          |                                       |             |             |             |       |          |   |
| OO : Natural Resources Sustainably Managed  |                 |                               |             |             |             |                          |                                       |             |             |             |       |          |   |
| Outcome Indicator   |                 |                               |             |             |             |                          |                                       |             |             |             |       |          |   |
| 1. Number of LGUs informed of their geology and mineral potential   |                 |                               |             |             |             |                          |                                       |             |             |             |       |          |   |
| Output Indicators   |                 |                               |             |             |             |                          |                                       |             |             |             |       |          |   |
| 1. Percentage of total Philippine area surveyed for geology and mineral potential   |                 |                               |             |             |             |                          |                                       |             |             |             |       |          |   |
| 2. Number of new mineral reservation areas assessed/ endorsed for declaration   |                 |                               |             |             |             |                          |                                       |             |             |             |       |          |   |
| <b>GEOLOGICAL RISK REDUCTION AND RESILIENCY PROGRAM</b>   | 320300000000000 |                               |             |             |             |                          |                                       |             |             |             |       |          |   |
| OO : Adaptive Capacities of Human Communities and Natural Systems   |                 |                               |             |             |             |                          |                                       |             |             |             |       |          |   |
| Outcome Indicator   |                 |                               |             |             |             |                          |                                       |             |             |             |       |          |   |
| 1. Percentage of LGUs that included geohazard information in their Disaster Risk Reduction and Mitigation Plan, Comprehensive Land Use Plan, and/or Development Plans |                 |                               |             |             | 50%         | 50%                      |                                       |             |             |             | 0.00% |          |   |
| Output Indicators   |                 |                               |             |             |             |                          |                                       |             |             |             |       |          |   |
| 1. Number of cities and municipalities where vulnerabilities and risk assessments were conducted  |                 | 4                             |             | 1           |             | 5                        | 4                                     |             |             |             | 4     | 0        |   |
| 2. Number of LGUs (cities/municipalities) provided with information, education, and communication campaigns on geohazards   |                 |                               | 5           |             |             | 5 cities/ municipalities |                                       | 6           |             |             | 6     | 1        |   |
| 3. Number of LGUs assessed for groundwater  |                 |                               | 2           | 1           |             | 3 cities/                |                                       | 2           |             |             | 2     | 0        |   |

Department : Department of Environment and Natural Resources (DENR)  
 Agency : Mines and Geosciences Bureau  
 Operating Unit : Regional Office - V  
 Organization Code (UACS) : 10 003 0300005

| Particulars                 | UACS CODE | Physical Target (Budget Year) |             |             |             |                | Physical Accomplishment (Budget Year) |             |             |             |       | Variance | Remarks |
|-----------------------------|-----------|-------------------------------|-------------|-------------|-------------|----------------|---------------------------------------|-------------|-------------|-------------|-------|----------|---------|
|                             |           | 1st Quarter                   | 2nd Quarter | 3rd Quarter | 4th Quarter | Total          | 1st Quarter                           | 2nd Quarter | 3rd Quarter | 4th Quarter | Total |          |         |
| 1                           | 2         | 3                             | 4           | 5           | 6           | 7              | 8                                     | 9           | 10          | 11          | 12    | 13       | 14      |
| resources and vulnerability |           |                               |             |             |             | municipalities |                                       |             |             |             |       |          |         |

Prepared By:  
  
 JOSIE F. JACOB  
 Planning Officer II  
 2021-07-22 16:05:59

In coordination with:  
  
 DANIEL S. SOMBANON  
 Chief FAD  
 2021-07-22 16:05:59

Approved By:  
  
 GUILLERMO A. MOLINA, JR. IV  
 Regional Director  
 2021-07-22 16:09:50