


QUARTERLY PHYSICAL REPORT OF OPERATION - June 30, 2020

Department : Department of Environment and Natural Resources (DENR)
 Agency : Mines and Geo-Sciences Bureau
 Organization Code : 10 003 0300005


| Particulars | UACS CODE | Physical Target (Budget Year) | | | | | Physical Accomplishment (Budget Year) | | | | | Variance | Remarks |
|---|------------------|-------------------------------|-------------|-------------|-------------|------------------|---------------------------------------|-------------|-------------|-------------|---------------------|----------|--|
| | | 1st Quarter | 2nd Quarter | 3rd Quarter | 4th Quarter | Total | 1st Quarter | 2nd Quarter | 3rd Quarter | 4th Quarter | Total | | |
| 1 | 2 | 3 | 4 | 5 | 6 | 7 = (3+4+5+6) | 8 | 9 | 10 | 11 | 12 = (8+9+10+11) | 13 | 14 |
| Part A | | | | | | | | | | | | | |
| I. Organizational Outcome | | | | | | | | | | | | | |
| OO : Natural Resources Sustainably Managed | 3101000000000000 | | | | | | | | | | | | |
| MINERAL RESOURCES ENFORCEMENT AND REGULATORY PROGRAM | | | | | | | | | | | | | |
| Outcome Indicators | | | | | | | | | | | | | |
| 1. Percentage increase in the revenues of government from mineral resources development | | | | | | | | | | | | | |
| 2. Percentage of monitored mining permits/contracts complying with laws, rules and regulations | | | | | 70% | 70% | | | | | | | |
| Output Indicators | | | | | | | | | | | | | |
| 1. Mining applications (including other mining rights related applications) approved/denied/endorsed within the prescribed period | | 86 | 86 | 90 | 72 | 334 | 231 | 58 | | | 289 | 117 | Modified target from 334 to 275 as per DBM NBC 580 |
| 2. Number of mining permits/contracts monitored | | 40 | 32 | | | 72 | 40 | 32 | | | 72 | 0 | |
| MINERAL RESOURCES AND GEOSCIENCES DEVELOPMENT PROGRAM | | | | | | | | | | | | | |
| Outcome Indicator | | | | | | | | | | | | | |
| 1. Number of LGUs informed of their geology and mineral potential | | | | | | | | | | | | | |
| Output Indicators | | | | | | | | | | | | | |
| 1. Percentage of total Philippine area surveyed for geology and mineral potential | | | | | | | | | | | | | |
| 2. Number of new mineral reservation areas assessed/endorsed for declaration | | | | | 1 | 1 | | | | | | | Discontinued activity as per DBM NBC 580 |
| OO : Adaptive Capacities of Human Communities and Natural Systems Improved | 3203000000000000 | | | | | | | | | | | | |
| GEOLOGICAL RISK REDUCTION AND RESILIENCY PROGRAM | | | | | | | | | | | | | |
| Outcome Indicator | | | | | | | | | | | | | |
| 1. Percentage of LGUs that included geohazard information in their Disaster Risk Reduction and Mitigation Plan, Comprehensive Land Use Plan, and/or Development Plans | | | | | 50% | 50% | | | | | | | |

| Particulars | UACS CODE | Physical Target (Budget Year) | | | | | Physical Accomplishment (Budget Year) | | | | | Variance | Remarks |
|---|-----------|-------------------------------|-------------|-------------|-------------|-------------------------------|---------------------------------------|-------------|-------------|-------------|---------------------|----------|--|
| | | 1st Quarter | 2nd Quarter | 3rd Quarter | 4th Quarter | Total | 1st Quarter | 2nd Quarter | 3rd Quarter | 4th Quarter | Total | | |
| 1 | 2 | 3 | 4 | 5 | 6 | 7 = (3+4+5+6) | 8 | 9 | 10 | 11 | 12 = (8+9+10+11) | 13 | 14 |
| Output Indicators | | | | | | | | | | | | | |
| 1. Number of cities and municipalities where vulnerabilities and risk assessments were conducted | | 4 | 2 | 4 | 2 | 12 | 5 | 0 | | | 5 | -1 | Modified target from 12 to 10 as per DBM NBC 580. Discontinued 2nd qtr target |
| 2. Number of LGUs (cities/municipalities) provided with information, education, and communication campaigns on geohazards | | | 7 | | | 12 5 cities/municipalities | 0 | 0 | | | 0 | -7 | Modified target from 12 to 5 as per DBM NBC 580. Discontinued 2nd qtr target |
| 3. Number of LGUs assessed for groundwater resources and vulnerability | | 1 | 1 | 2 | | 4 cities/municipalities | 0 | 0 | | | 0 | -2 | Modified target from 4 to 2 as per DBM NBC 580. Discontinued 1st and 2nd qtr targets |


Prepared By:

Name: 
 Name: Josie P. Jacob
 Designation: Planning Officer II
 Created on: 09-Jul-20

In coordination with:

Name: 
 Name: Daniel S. Sombaron
 Designation: Chief, FAD
 Date: 09 July 20

Approved By:

Name: 
 Name: Guillermo A. Molina, Jr. IV
 Designation: Regional Director
 Date: 09 July 20